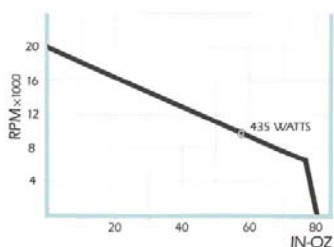


F

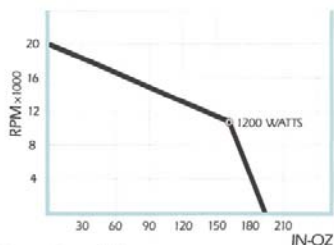


Motor Type: F-Short

Weight: 13 oz | Rotor Inertia: 3.0×10^{-4} in-oz-s²

Motor Constant: 7.0 in-oz/√watt

A: 1.750" | B: 1.437" | D: .8750" | d: .149"
S: .2497" | P: .125" | T: .250" | L1: 1.59" | L2: 2.17"



Motor Type: F-Long

Weight: 24 oz | Rotor Inertia: 4.85×10^{-4} in-oz-s²

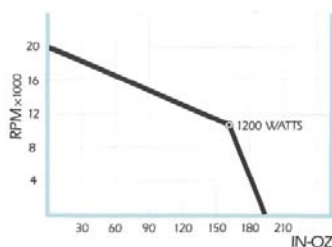
Motor Constant: 9.5 in-oz/√watt

A: 1.750" | B: 1.437" | D: .8750" | d: .149"
S: .2497" | P: .125" | T: .250" | L1: 1.98" | L2: 2.56"



System Testing

H

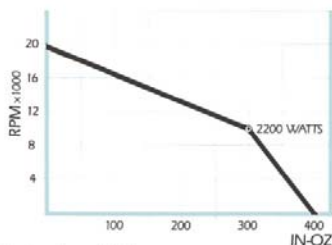


Motor Type: H-Short

Weight: 32 oz | Rotor Inertia: 1.0×10^{-3} in-oz-s²

Motor Constant: 12.0 in-oz/√watt

A: 2.250" | B: 1.875" | D: 1.1250" | d: .201"
S: .3747" | P: .125" | T: .375" | L1: 1.92" | L2: 2.49"

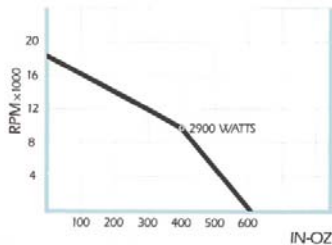


Motor Type: H-Long

Weight: 42 oz | Rotor Inertia: 1.7×10^{-3} in-oz-s²

Motor Constant: 17.0 in-oz/√watt

A: 2.250" | B: 1.875" | D: 1.1250" | d: .201"
S: .3747" | P: .125" | T: .375" | L1: 2.42" | L2: 3.00"



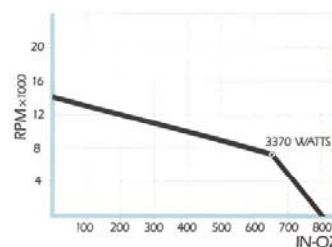
Motor Type: H-Double Long

Weight: 66 oz | Rotor Inertia: 3.24×10^{-3} in-oz-s²

Motor Constant: 27.0 in-oz/√watt

A: 2.470" | B: 2.062" | D: 1.1250" | d: .201"
S: .3747" | P: .187" | T: .437" | L1: 3.61" | L2: 4.19"

L



Motor Type: L


Weight: 100 oz | Rotor Inertia: 1.4×10^{-2} in-oz-s²

Motor Constant: 44.0 in-oz/√watt

A: 3.000" | B: 2.500" | D: 2.000" | d: .332"
S: .3747" | P: .187" | T: .437" | L1: 4.16" | L2: 4.73"



Magnet Testing



Torque Ripple Testing