

IKD-OUT-16



IKD-OUT-16 Unique Features

- ✓ 16 configurable relay outputs
- ✓ plug-n-play connection with Woodward power management controls
- ✓ easy integration with PLC
- ✓ compact remote I/O with IKD-IN-16
- ✓ Shorter lead time

Digital Output Expansion Module

DESCRIPTION

The IKD-OUT-16 is a smart solution to increase number of digital outputs to Woodward power management controllers or apply it as a remote output module in your PLC based control system. It is possible to connect one or more IKD-OUT-16 modules (see table Related Products below).

The IKD-OUT-16 output relays are controlled over the CAN bus connection from the main controller. Configuration is performed through the LogicsManager in the main controller and transmitted to the IKD. It requires no configuration tool as few parameters such as module address and CAN baud rate can be setup by onboard DIP switches.

FEATURES

- 16 configurable FORM C relays with potential free contacts
- CAN bus communication to the higher-level controller
- The control unit sends commands via the CAN bus to remotely control the output relays
- The IKD-OUT-16 can be used with other manufacturer's controllers/PLCs. Consult product manual 37952 for information regarding the CAN bus data telegram
- DIP switches to configure device module number and CAN baud rate.
- Power LED to indicate state of the device (CPU OK)

Ordering Part Number

- 8440-2305

- Flexible remote output module. Works with
 - Woodward power management controls
 - PLC
- 16 relay outputs FORM C
- Requires no configuration tool
- CAN bus communication
- CE/UKCA marked
- UL/cUL pending

SPECIFICATIONS

Power supply 24 V_{DC} (19 to 35 V_{DC})
 Intrinsic consumption max. 5 W
 Reverse voltage protection Yes

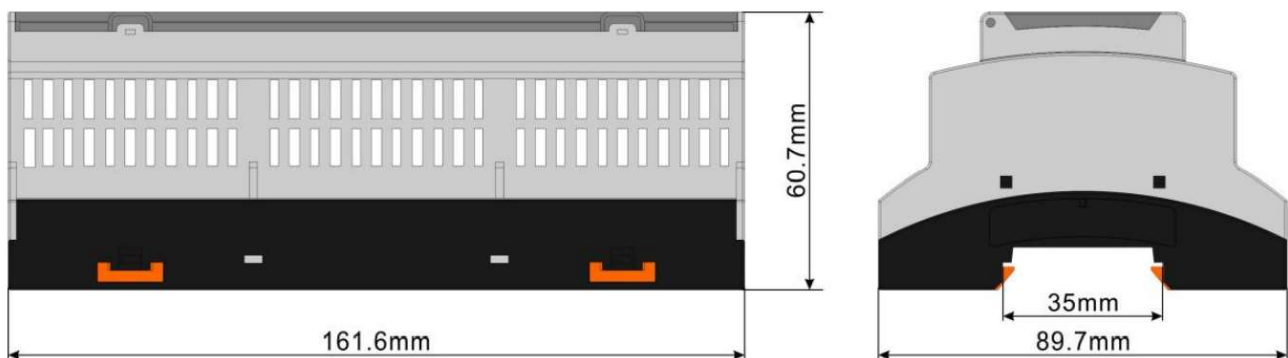
Ambient temperature (operation) -25 to 70 °C / -13 to 158 °F
 Ambient temperature (storage) -30 to 80 °C / -22 to 176 °F
 Ambient humidity 93%, non-condensing

Relay outputs isolated
 Contact material AgSnO₂
 Load (GP) 7.00A_{DC}
 Pilot duty (PD) 7A@28V_{DC}


CAN Interface isolated
 Insulation voltage (continuous) 2500 V_{DC}
 Version CAN bus
 Internal line termination no (120 Ohm to be wired externally)

Housing DIN-rail mounting Plastic housing
 Dimensions WxHxD 161.6 × 89.7 × 60.7 mm
 Connection screw-plug-terminals 2.5 mm²
 Protection system IP20
 Weight approx. 600 g
Disturbance test (CE) tested according to applicable IEC standards
Listings CE, UKCA, UL(Pending)

DIMENSIONS



TERMINAL DIAGRAM



RELATED PRODUCTS

- Supported power management controls

	Max. # of IKD-OUT-16
easYgen-3000XT (GC-3400XTP1)	2 (1)
easYgen-3400/3500P1 and -3100/3200P2	2
easYgen-3400/3500P2 and -3100/3200P1	1
easYgen-2000	1
easYgen-1500/1700/1800	1
easYgen-800	1
DTSC-200 and -200A	1

- Digital input expansion module **IKD-IN-16** (Product spec #37955): P/N 8440-2304
- Digital I/O expansion module **IKD 1** (Product spec #37171): P/N: 8440-2116



CONTACT

North & Central America

Tel.: +1 (208) 278 3370

South America

Tel.: +55 19 3708 4800

Europe

Tel.: +49 711 78954 510

Middle East & Africa

Tel.: +971 2 678 4424

Russia

Tel.: +49 711 78954 515

China

Tel.: +86 512 8818 5515

India

Tel.: +91 124 4399 500

ASEAN & Oceania

Tel.: +49 711 78954 510

SALES SUPPORT

✉ industrial.sales.PG@woodward.com

TECHNICAL SUPPORT

✉ industrial.support@woodward.comwww.woodward.com

Subject to alterations, errors excepted.

Subject to technical modifications.

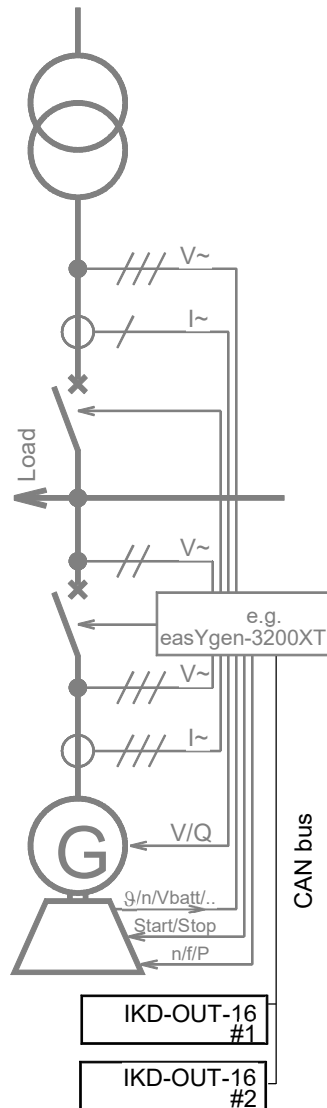
This document is distributed for informational purposes only. It is not to be construed as creating or becoming part of any Woodward Company contractual or warranty obligation unless expressly stated in a written sales contract.

We appreciate your comments about the content of our publications. Please send comments including the document number below to stgt-doc@woodward.com

© **Woodward**
All Rights Reserved

For more information contact:

TYPICAL APPLICATION



The control device's relay manager (LogicsManager™) controls the IKD-OUT-16 relays. The control logic for each IKD-OUT-16 relay can be programmed individually in the control device. Logical commands can be configured using internal events as well as the status of the digital inputs coming from the IKD-IN-16 or IKD 1 or supported 3rd party remote input modules.

→ Product documentation site, <http://wwdmanuals.com/ikd-out-16>